
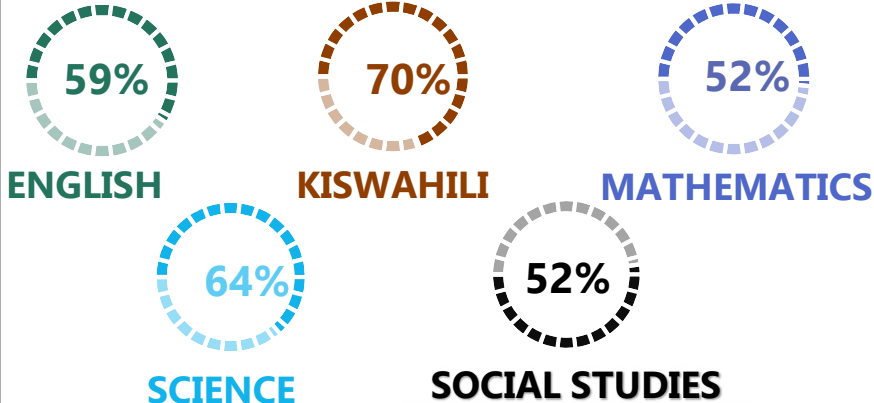

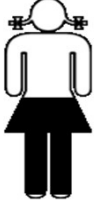




	ST.AGNES CHIPOLE																																																																																											
REGION: SONGEA	SCHOOL AVERAGE: 148.1	BAND 5																																																																																										
DISTRICT: SONGEA		CATEGORY BELOW 40																																																																																										
SUBJECT PERFORMANCE ANALYSIS																																																																																												
<table border="1" style="width:100%; border-collapse: collapse;"> <thead> <tr> <th>SUBJECT NAME</th> <th>AVG</th> <th>%</th> <th>RNK</th> </tr> </thead> <tbody> <tr><td>KISWAHILI</td><td>34.9</td><td>70%</td><td>1</td></tr> <tr><td>SCIENCE</td><td>31.8</td><td>64%</td><td>2</td></tr> <tr><td>ENGLISH</td><td>29.6</td><td>59%</td><td>3</td></tr> <tr><td>SOCIAL STUDIES</td><td>26.1</td><td>52%</td><td>4</td></tr> <tr><td>MATHEMATICS</td><td>25.8</td><td>52%</td><td>5</td></tr> </tbody> </table> <table border="1" style="width:100%; border-collapse: collapse;"> <thead> <tr> <th>BOYS/GIRLS PASS RATE</th> <th>STD</th> <th>AVG</th> <th>%</th> </tr> </thead> <tbody> <tr><td>BOYS</td><td>16</td><td>0.49</td><td>49%</td></tr> <tr><td>GIRLS</td><td>18</td><td>0.51</td><td>51%</td></tr> </tbody> </table>	SUBJECT NAME	AVG	%	RNK	KISWAHILI	34.9	70%	1	SCIENCE	31.8	64%	2	ENGLISH	29.6	59%	3	SOCIAL STUDIES	26.1	52%	4	MATHEMATICS	25.8	52%	5	BOYS/GIRLS PASS RATE	STD	AVG	%	BOYS	16	0.49	49%	GIRLS	18	0.51	51%																																																								
SUBJECT NAME	AVG	%	RNK																																																																																									
KISWAHILI	34.9	70%	1																																																																																									
SCIENCE	31.8	64%	2																																																																																									
ENGLISH	29.6	59%	3																																																																																									
SOCIAL STUDIES	26.1	52%	4																																																																																									
MATHEMATICS	25.8	52%	5																																																																																									
BOYS/GIRLS PASS RATE	STD	AVG	%																																																																																									
BOYS	16	0.49	49%																																																																																									
GIRLS	18	0.51	51%																																																																																									
<table border="1" style="width:100%; border-collapse: collapse;"> <thead> <tr> <th colspan="6">GRADE ANALYSIS SUMMARY</th> </tr> <tr> <th>SUBJECT NAME/GRADE</th> <th>A</th> <th>B</th> <th>C</th> <th>D</th> <th>E</th> </tr> </thead> <tbody> <tr><td>MATHEMATICS</td><td>0</td><td>7</td><td>26</td><td>1</td><td>0</td></tr> <tr><td>KISWAHILI</td><td>5</td><td>26</td><td>3</td><td>0</td><td>0</td></tr> <tr><td>ENGLISH</td><td>0</td><td>14</td><td>20</td><td>0</td><td>0</td></tr> <tr><td>SCIENCE</td><td>1</td><td>19</td><td>14</td><td>0</td><td>0</td></tr> <tr><td>SOCIAL STUDIES</td><td>0</td><td>5</td><td>28</td><td>1</td><td>0</td></tr> </tbody> </table> <table border="1" style="width:100%; border-collapse: collapse;"> <thead> <tr> <th>OVERALL GRADE ANALYSIS</th> <th>NO.</th> <th>SEATED</th> <th>%</th> </tr> </thead> <tbody> <tr><td>41- 45</td><td>0</td><td rowspan="3" style="text-align: center;">34</td><td>0%</td></tr> <tr><td>30.5 - 40</td><td>13</td><td>38%</td></tr> <tr><td>20.5 - 30</td><td>21</td><td>62%</td></tr> <tr><td>10.5 - 20</td><td>0</td><td rowspan="2" style="text-align: center;">0</td><td>0%</td></tr> <tr><td>0- 10</td><td>0</td><td>0%</td></tr> </tbody> </table>	GRADE ANALYSIS SUMMARY						SUBJECT NAME/GRADE	A	B	C	D	E	MATHEMATICS	0	7	26	1	0	KISWAHILI	5	26	3	0	0	ENGLISH	0	14	20	0	0	SCIENCE	1	19	14	0	0	SOCIAL STUDIES	0	5	28	1	0	OVERALL GRADE ANALYSIS	NO.	SEATED	%	41- 45	0	34	0%	30.5 - 40	13	38%	20.5 - 30	21	62%	10.5 - 20	0	0	0%	0- 10	0	0%	<table border="1" style="width:100%; border-collapse: collapse;"> <thead> <tr> <th colspan="2">BOYS VS GIRLS PASSRATE (%)</th> </tr> </thead> <tbody> <tr> <td style="text-align: center;"> 49%</td> <td style="text-align: center;"> 51%</td> </tr> </tbody> </table> <table border="1" style="width:100%; border-collapse: collapse;"> <thead> <tr> <th colspan="3">OVERALL PERFORMANCE ANALYSIS</th> </tr> </thead> <tbody> <tr><td>REGISTERED</td><td style="text-align: center;">34</td><td style="text-align: center;">100%</td></tr> <tr><td>SEATED</td><td style="text-align: center;">34</td><td style="text-align: center;">100%</td></tr> <tr><td>ABSENTEES</td><td style="text-align: center;">0</td><td style="text-align: center;">0%</td></tr> <tr><td>PASSED</td><td style="text-align: center;">34</td><td style="text-align: center;">100%</td></tr> <tr><td>FAILED</td><td style="text-align: center;">0</td><td style="text-align: center;">0%</td></tr> <tr><td>SCHOOL POSITION</td><td colspan="2" style="text-align: center;">75</td></tr> <tr><td>TOTAL SCHOOLS</td><td colspan="2" style="text-align: center;">87</td></tr> </tbody> </table>	BOYS VS GIRLS PASSRATE (%)		 49%	 51%	OVERALL PERFORMANCE ANALYSIS			REGISTERED	34	100%	SEATED	34	100%	ABSENTEES	0	0%	PASSED	34	100%	FAILED	0	0%	SCHOOL POSITION	75		TOTAL SCHOOLS	87	
GRADE ANALYSIS SUMMARY																																																																																												
SUBJECT NAME/GRADE	A	B	C	D	E																																																																																							
MATHEMATICS	0	7	26	1	0																																																																																							
KISWAHILI	5	26	3	0	0																																																																																							
ENGLISH	0	14	20	0	0																																																																																							
SCIENCE	1	19	14	0	0																																																																																							
SOCIAL STUDIES	0	5	28	1	0																																																																																							
OVERALL GRADE ANALYSIS	NO.	SEATED	%																																																																																									
41- 45	0	34	0%																																																																																									
30.5 - 40	13		38%																																																																																									
20.5 - 30	21		62%																																																																																									
10.5 - 20	0	0	0%																																																																																									
0- 10	0		0%																																																																																									
BOYS VS GIRLS PASSRATE (%)																																																																																												
 49%	 51%																																																																																											
OVERALL PERFORMANCE ANALYSIS																																																																																												
REGISTERED	34	100%																																																																																										
SEATED	34	100%																																																																																										
ABSENTEES	0	0%																																																																																										
PASSED	34	100%																																																																																										
FAILED	0	0%																																																																																										
SCHOOL POSITION	75																																																																																											
TOTAL SCHOOLS	87																																																																																											

INDEX	NAME	SEX	MATHEMATICS	KISWAHILI	ENGLISH	SCIENCE	SOCIAL STUDIES	TOTAL	AVERAGE	OVR GRADE	SCH POSITION	OVERALL POSITION					
1	ROMWARD KOMBA	M	37	B	41	A	37	B	42	A	32	B	189	38	B	1	2931.5
2	MARKO RUGNAZA	M	34	B	41	A	37	B	37	B	32	B	181	36	B	2	3377
3	ALEX MBAWALA	M	32	B	35	B	40	B	40	B	27	C	174	35	B	3	3698.5
4	PAULINA MWINJO	F	38	B	40	B	32	B	36	B	27	C	173	35	B	4	3744
5	DUVES CHALLE	M	24	C	41	A	33	B	37	B	30	C	165	33	B	5	4069.5
6	DAVID NYIMBO	M	26	C	34	B	37	B	34	B	33	B	164	33	B	6	4104.5
7	MARKDONARD MBAWALA	M	31	B	41	A	26	C	38	B	26	C	162	32	B	7	4189
8	SAMSON MPOKI	M	25	C	34	B	34	B	37	B	31	B	161	32	B	8	4228.5
9	FROLA MAPUNDA	F	32	B	32	B	34	B	33	B	25	C	156	31	B	9	4392
10	FREDERIKO ZENDA	M	31	B	31	B	28	C	35	B	29	C	154	31	B	10.5	4462.5
11	STIVINI TILIA	M	27	C	37	B	27	C	37	B	26	C	154	31	B	10.5	4462.5
12	FAITH MKINGA	F	24	C	35	B	34	B	35	B	25	C	153	31	B	12.5	4499.5
13	TASIANA MOYO	F	26	C	35	B	32	B	28	C	32	B	153	31	B	12.5	4499.5
14	MATONI MIHIGO	M	24	C	41	A	34	B	28	C	25	C	152	30	C	14	4536
15	JONSON SANGA	M	28	C	34	B	28	C	36	B	23	C	149	30	C	15	4632
16	JANETH KUNGURU	F	21	C	40	B	30	C	30	C	27	C	148	30	C	16	4663
17	JESKA MBENA	F	24	C	35	B	26	C	34	B	28	C	147	29	C	17	4694.5
18	ERINE NDUNGURU	F	24	C	39	B	29	C	27	C	27	C	146	29	C	18	4721.5
19	BERNADETA LUOGA	F	23	C	32	B	33	B	30	C	27	C	145	29	C	19	4746
20	GROLY LIKOKO	F	22	C	32	B	26	C	35	B	28	C	143	29	C	20	4803
21	AFRICANUS MAPUNDA	M	22	C	33	B	28	C	36	B	22	C	141	28	C	22	4847.5
22	LETISIA MALANDO	F	26	C	32	B	34	B	25	C	24	C	141	28	C	22	4847.5
23	SALHA SHABAN	F	24	C	34	B	25	C	34	B	24	C	141	28	C	22	4847.5
24	MARTIN FRANK	M	23	C	32	B	30	C	32	B	23	C	140	28	C	24	4868.5
25	AUGUSTINO SANGA	M	24	C	40	B	28	C	24	C	23	C	139	28	C	25	4889.5

INDEX	NAME	SEX	MATHEMATICS		KISWAHILI		ENGLISH		SCIENCE		SOCIAL STUDIES		TOTAL	AVERAGE	OVR GRADE	SCH POSITION	OVERALL POSITION
26	DEOGRASIA TEGETE	F	19	D	35	B	29	C	26	C	29	C	138	28	C	26	4910.5
27	GIFTI NDUNGURU	M	22	C	25	C	32	B	31	B	27	C	137	27	C	27	4932.5
28	DAYANA MICHAEL	F	25	C	35	B	27	C	28	C	21	C	136	27	C	28	4957.5
29	ANNA CLARA MAHUNDI	F	22	C	31	B	24	C	34	B	22	C	133	27	C	29	5006
30	SEILIA T. LUPOGO	F	25	C	34	B	25	C	23	C	24	C	131	26	C	30	5044.5
31	GLORY MATINYA	F	22	C	37	B	22	C	25	C	22	C	128	26	C	31	5093.5
32	AGNES MSIGALA	F	24	C	31	B	22	C	28	C	22	C	127	25	C	32	5108
33	GABRIELI FUNGO	M	24	C	29	C	22	C	24	C	20	D	119	24	C	33	5202
34	MARY KINEMELO	F	21	C	27	C	22	C	22	C	24	C	116	23	C	34	5237